

FIA 2020/22

XII IBEROAMERICAN CONGRESS OF ACOUSTICS
XXIX MEETING OF THE BRAZILIAN SOCIETY OF ACOUSTICS - SOBRAC
Florianópolis, SC, Brazil

Instructions and article template for the FIA 2020/22 and XXIX Sobrac meeting

Fonseca, W. D'A.¹

¹ Acoustical Engineering Program, Federal University of Santa Maria, Santa Maria, RS, Brazil, will.fonseca@eac.ufsm.br

Abstract

This field is intended for the abstract of the article which must contain between 180 and 300 words. Title, abstract, keywords, and PACS should constitute the first page (i.e., avoid extending them to the following page). The abstract should present a concise presentation of the scientific-technical article, containing an introduction, the objective, a synthesis of the method, the main result, and the final conclusion (preferably in that order). No separate items or sections are required within the abstract. Thus, the reader may acknowledge the essence of the article's content. Remember that the abstract is like a *movie trailer*, people will consider reading the complete article if the abstract is interesting. The abstract should not contain new information not contained within the article; undefined abbreviations; previous discussion of the literature; references and citations or excessive detail about the methods employed. It is also not the introductory paragraph of the work; this should be placed at the beginning of the text. Use only relevant and useful information, exercising empathy with prospective readers. For a cohesive and elegant abstract that represents the article, write a preview, write the paper completely, and then review it by looking at whether its content consistently reflects the content of the document. Following the abstract, the author should list up to five keywords (avoid using the same words contained in the article's title). PACS identifiers, a hierarchical classification system (more details within the text) should be given too.

Keywords: technical paper, FIA, Sobrac, acoustics, vibration.

PACS: 43.10.Ce, 43.10.Df, 01.40.-d, 01.90.+g, 01.50.-i (*please refer to the instructions inside this template*).



1. INTRODUCTION

This template instruction text was developed so that authors can elaborate their articles in a standardized way. The text was adapted from the [Acoustics & Vibration Journal](#) template (originally “*Acústica e Vibrações*” from [Brazilian Society of Acoustics – Sobrac](#)), to be used for the 12^o Iberoamerican Acoustics Congress integrated with the XXIX Sobrac Meeting. Templates are thought to provide a uniform formatting for all articles of the event. Therefore, in this template, the main guidelines for article elaboration regarding content, graphics, structure, layout presentation, and submission are presented. The template implements the custom styles to format the article properly. The author can, therefore, use this file as a template or model for his article. In addition to the present L^AT_EX (.tex) template, a Microsoft Word (.docx) template will be available. This version is also available on [Overleaf](#) and [GitHub](#), and is compatible with Windows, Mac, and Linux. Depending on the setup of your TeX distribution, you might be required to download and install additional packages or fonts if you decide to compile locally on your machine. Authors are responsible for the article’s content, elaboration, and submission in agreement with the present template.

The complete text shall use simple line spacing, using 12-pt Times New Roman font and 0-pt spacing before and 8-pt after paragraphs. The template will take care of this automatically. It is common practice to write scientific articles in an impersonal voice; therefore, this practice is recommended. Articles can be written in Portuguese, English, and/or Spanish¹.

2. BASIC ORIENTATIONS

In this section, a summary of how the article should be structured is presented. For more details, check the specific sections of this template.

1. The provided L^AT_EX and Word templates contain all configurations required for proper formatting that are described in this document. Moreover, this text simultaneously provides instructions for both writing software.

2. The first page of an article written in English should feature the title, authors, affiliations, abstract, keywords, and PACS.
3. The text must be written using the standard language norms.
4. The maximum number of pages is 12, including the title page and the pages of the appendices, if any.
5. The size of the paper is A4, with the following margins: 2.0 cm from the top, 2.0 cm from the bottom, 1.8 cm from the left, and also 1.8 cm from the right (spacing between columns is 1.0 cm).
6. Text must be written in 12-pt Times New Roman, as is in this template.
7. The article can contain figures, tables, boards, codes, and equations to be placed in the running text. In the text, if necessary, links are allowed to be inserted. Animations are also allowed, as long as they are represented by diagrams in figures.
8. A technical article is expected to have a logical, descriptive structure with reproducible content and a list of all references cited in the text.

3. DOCUMENT AND PRESENTATION

Always insert text between sections or subsections, do not orphan them (beginning a section and going directly to the subsection).

3.1 First page

The first page shall contain the following items to be completed by the authors: title, authors’ names, affiliations, abstract, PACS, and keywords. If the complete title is too long, a shorter version is requested to be included in the header of the articles’ pages.

The abstract should have between 180 and 300 words. Make sure that the title, authors’ names, affiliations, abstract, PACS, and keywords fit on the first page. The abstract should make a concise presentation of the scientific-technical article, containing an introduction, the objective, a synthesis of the methodology, the main result, and the final conclusion (preferably in that order). No

¹Foreign language articles written by non-native speakers should, preferably, pass a professional revision.

separate items or sections are required within the abstract. The reader should be able to capture the essence of the article's content. Remember that the abstract is like a *movie trailer*, people will consider reading the complete article if the abstract is interesting. The abstract should not contain information not contained in the article. Avoid using undefined abbreviations; making discussions of the literature; including references and citations, or excessive detail about the methods employed. It is also not the introductory paragraph of the work; the introduction is to be provided at the beginning of the main text on the next page. Use only relevant and useful information, exercising empathy with prospective readers. For a cohesive and elegant abstract that represents the article, write a preview, write the paper completely, and then review it by looking at whether its content consistently reflects the content of the document.

Following the abstract, the author should list up to five keywords. Avoid using the same words as those in the title of the article.

After that, there is still the 3–5 PACS (Physics and Astronomy Classification Scheme) code presentation, which is a hierarchical classification system created by the American Institute of Physics (AIP). It aids in identifying fields and subfields in physics and related subjects. This classification is used in international journal articles, as well as in some articles to be published in conference proceedings. PACS codes are composed of numbers and letters, e.g., “43.20.Dk” for “Ray acoustic”. Authors should search for the best classifications maintained by the AIP at:

- https://asa.scitation.org/pb-assets/files/publications/jas/Acoustics_PACS-1548697226033.pdf.

PACS codes should be placed after the *resumo* in Portuguese contributions, after the *abstract* in English contributions, and after the *resumen* in Spanish contributions.

For the authors' affiliations, use numbers as superscripts. If there are multiple authors with the same affiliation, use only one address, but add different e-mails. When the email domain addresses are the same, try to shorten them using braces {}. Use a maximum of two lines for each author affiliation. See some of the following examples:

- Fonseca, W. D'A.¹; Last name, N.²
1,2 Acoustical Engineering Program, Federal University of Santa Maria, Santa Maria, RS, Brazil, will.fonseca@eac.ufsm.br, name@domain.com.
- Fonseca, W. D'A.¹; Mareze, P. H.²
1–2 Acoustical Engineering Program, Federal University of Santa Maria, Santa Maria, RS, Brazil, {will.fonseca, paulo.mareze}@eac.ufsm.br.
- Fonseca, W. D'A.¹; Last name, N.², Mareze, P. H.³
1,3,2 Acoustical Engineering Program, Federal University of Santa Maria, Santa Maria, RS, Brazil, {will.fonseca, paulo.mareze}@eac.ufsm.br, name@domain.com.
- Fonseca, W. D'A.¹; Last name, N.²
1 Acoustical Engineering Program, Federal University of Santa Maria, Santa Maria, RS, Brazil, will.fonseca@eac.ufsm.br.
2 Laboratory, Institution, City, State, Country, name@domain.com.

3.2 Number of pages

The complete work should not exceed 12 pages, including the title page, the complete list of references, and appendices, if there are any.

To optimize the space available, figures, tables, and codes must be presented within the body of the text, using one or two columns depending on their content.

3.2.1 Two level subsection examples

This is a two-level subsection for exemplifying purposes.

3.3 Page and margin sizes

The size of the page is A4 (210 mm × 297 mm), and text is to be typeset in two columns, spaced 1.0 cm apart. Headers are different for even and odd pages (as is in this document). Adjust the left and right margins to precisely 1.8 cm, set the bottom margin to 2.0 cm, and the top margin to 2.0 cm. Ensure that you maximize the utilization



of all available space. Exceptions can be admitted e.g., when starting a new section is required, for instance. These can be allocated at the beginning of the next page.

3.4 Characters and Text

The manuscript should use Times New Roman font, as provided by the template. The title of the article must be placed on the first page, centered, and use 18-pt **bold** font. Only its first letter is to be capitalized (except for proper names). The spacing after the title is 22-pt. The section titles should use 12-pt **bold** font, and should be completely capitalized, as presented in this template. Subsection titles use 12-pt **bold** font, and only their first letter is to be capitalized (unless proper names are included). The running text must use simple spacing, 12-pt font, be justified (aligned with both margins of the columns), and no indentation is to be used for the first line of every paragraph. Avoid the use of level three subsections; use a list system instead.

Make use of standard and scientific language in the text². Foreign words must be written in italics. Always, including in equations, written using non-italic font, initials, acronyms, abbreviations, and/or other compositions that are beyond common knowledge should be presented to the reader; e.g., HRTF (*Head-Related Transfer Function*). Carry out a grammatical and technical review before submission.

3.5 Spacing between lines and paragraphs

Simple spacing should be employed between lines, as adopted in this instructive document. The vertical separation between paragraphs is provided by the template. For manual adjustment, Ms Word users should choose the justified paragraph option (with 8-pt spacing).

3.6 Equations, variables, and units

Units of the International System of Units (SI) should be adopted. When writing in Portuguese or Spanish, **use the comma as decimal separator** in numbers, whether in text, tables, figures, and/or graphics. In addition, make sure to use the same precision when comparing numbers; e.g., 3.0 is

different from 3.00 in terms of precision. However, it has the same precision as 6.0. For texts written in English, it is up to the author whether to use a dot or comma as the decimal separator (as long as the notations are not mixed).

By writing a number and its unit³, always maintain the number along with the corresponding unit, without a line break between them (in Ms Word, use Ctrl + Shift + Space [or Alt + 0160], in L^AT_EX, insert a tilde (~) between number and unit). For instance, a distance of 3 m separates the entrance from the exit, or 4.512 cm is the measured distance.

Equations should be inserted in the running text, with proper vertical separations, similar to the example of Equation (1). Equations should be centralized and enumerated consecutively, this numeration being inserted flush right and between parentheses (see example). Recall that equations are textual elements and, therefore, must be properly punctuated and the following text generally does not initiate with an upper-case letter. It is recommended to introduce the nomenclature or definition of a variable immediately after the variable is presented in the equation.

When an already presented equation is to be cited in the text, one should do as follows: Equation (3) — with only the first letter in upper case and with the respective number in parentheses.

The circle's area (in m²) is given by

$$A = \pi r^2, \quad (1)$$

with r its radius in meters (m). Remember that variables (like r in this example) are written in *italic* (both in equations, text, tables, or figures). When in the running text, no parentheses should be used around the variable because the variable's italic font makes it distinctive from the remainder of the text.

However, **units, functions, and mathematical operators** must be written in non-italic font. For instance, "... 32.0 N/m² was the applied pressure", or even

$$\int_a^b p(\phi) \, d\phi, \quad (2)$$

²Footnotes can help in clarifying minor details.

³Units always use non-italic font, e.g., 30 N/m².

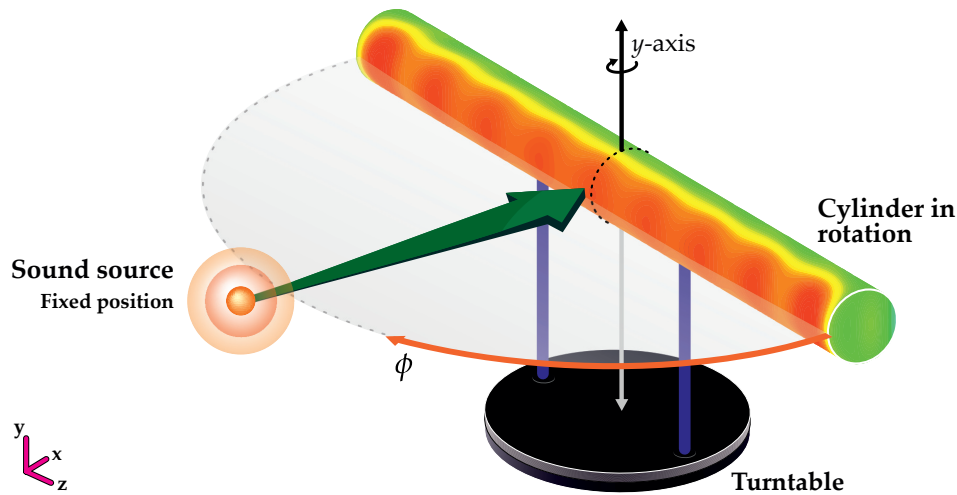


Figure 1: *Beamforming* measurement with cylindrical arrangement (adapted from Fonseca [1]).
Two-columns figure example.

was the calculated integral (notice that the differential operator “d” is using non-italic font), for each angle ϕ in degrees. As mathematical functions, one could mention sine, $\sin(\theta)$, or logarithmic function $\log(y)$, for example.

The subscript or superscript text will only be in italics if corresponding to any pertinent variable. If it is a “complementary name” instead, the text shall be written upright, e.g., P_{total} corresponds to the total pressure in Pa, or S^{tri} corresponds to the triangle area in cm^2 . However, regarding a variable, for example, i , one must write: the summation was calculated considering P_i up to the i -th final pressure corresponding to 256. Remember that the imaginary number i is a number, not a variable, and thus should not use italic font, not even in equations.

Text, initials, or units used in equations should also not use italic font, e.g.,

$$\text{density} = \frac{\text{mass}}{\text{volume}}, \quad (3)$$

with the kilogram per cubic meter (kg/m^3) the unit of density in the SI system (International System of Units).

3.7 Figures, tables, and codes

Figures, tables, and codes shall be inserted along the text, by preference following the citing paragraphs that should include a reference to the figures, tables, and codes, respectively. Citations should be made before their actual presentation

for the reader’s orientation. Interpretation of figures, tables, and codes must be possible without reading the text itself. Figures and tables must be separated vertically from the text by a **single blank line** (12-pt). The \LaTeX template provides this separation automatically.

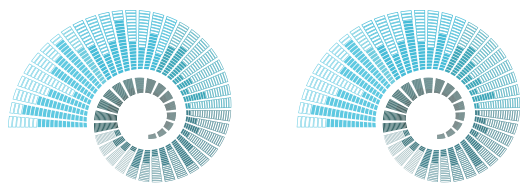
Figures, tables, and codes must be horizontally centralized and sequentially numbered (see examples in Figure 1, 2 and 3; Table 1 and 2; and Code 1). They may be inserted into one or two columns depending on their content. In the case of two columns, it is recommended to position them at the top or bottom of the page. Try to use figures and graphs that present fully comprehensive content.

The figure’s number and label, followed by the title, should appear right below and centralized using 10-pt font. When content produced by other authors is used, even if adapted, indicate the source right after the descriptive title, as seen in the example given in Figure 1.

The numbers and titles of the tables and codes must be placed above and centralized (see Table 1). The table reference source (when necessary) must be presented in accordance with the original publication. Tables 1 and 2 are presented as examples of the style to be adopted. For the table content, a smaller font (smaller than 12-pt) may be used. Moreover, it is strongly recommended to use the automatic cross reference both in \LaTeX as in Ms Word. Remember that all objects, like figures and tables, must be mentioned



in text.



(a) Figure A.

(b) Figure B.

Figure 2: Side by side figures example.

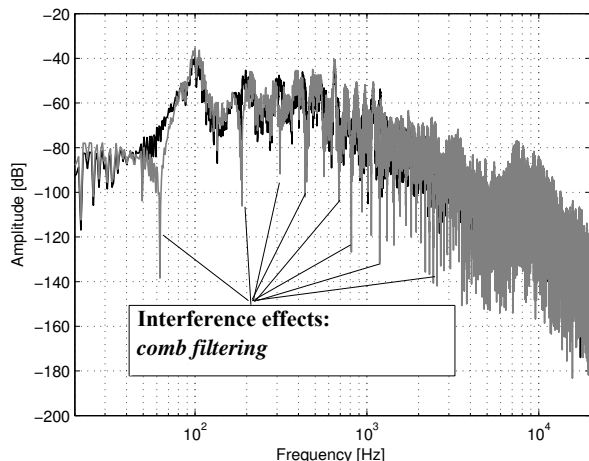


Figure 3: C_{80} for distinct rooms. The figures can be inserted side by side (extracted from Brandão [3]).

Table 2: This is an example of a table in one column.

Experiment / Type	Exp. 1	Exp. 2
Type 1	Green	Yellow
Type 2	Blue	White

It is recommended that graphs, figures, and any graph objects are inserted in .jpg and/or .png format with good quality (or even in vector form in .pdf for \LaTeX users). Make sure that graphic elements and figures are legible.

The distribution of this \LaTeX template includes the Codes2Latex.sty package⁴, which allows

⁴The package is still in development and no detailed documentation is available. Hence, for further details, examine the sty file.

generic code documentation for codes from languages such as Matlab, Fortran, Python, LabView, and \LaTeX itself in an organized form (see Code 1)

Code 1: Making Matlab write Latex.

```
syms x
f = taylor(log(1+x));
latex(f)
```

All elements (figures and graphs, for example) can be colored or in grayscale. Avoid the use of text elements from other authors without proper citation (and/or authorization). Text in figures must use the same language as the article. Indirect citations like the ones used in Google Images, for example, will not be accepted, just as it is recommended to avoid the use of volatile knowledge bases.

All figures, tables, and codes must be cross-referenced, for instance: Figure 1 and Table 1. Note that the first letter is capitalized, because both the numbered figure, as well as the numbered table, is an object with a proper name. Also, the figure's or table's number should not be separated from the word Figure or Table to the next line. To avoid this situation, in Ms Word, use Ctrl + Shift + Space, and in \LaTeX , insert a tilde (~) between the word Figure and the command \ref or between the word Table and the command \ref. For sub-figures, use Figure 2 (a), as an example.

4. ARTICLE TYPES

Manuscripts should be **original submissions** (that is, not yet published) of scientific research and applied engineering, architecture, audio, physics, mathematics, speech and hearing science, and related fields and subfields. Thus, the following document types will be considered:

- **Technical and applied papers:** present original material based on known and/or develop-

Table 1: CPA 1 e CAUQ-B porous layers microgeometric and macrogeometric properties (adapted from Mareze et al. [2]). Two-column table example.

Samples / Parameter	L_p [μm]	L_a [μm]	D_p [μm]	D_a [μm]	σ [Ns/m^4]	ϕ [-]	α_∞ [-]
CPA 1 \Rightarrow 3.0%	1359.81	1492.51	2344.05	1425.67	5131	0.218	1.63
CAUQ-B \Rightarrow 4.5%	1598.29	701.24	2126.46	895.34	54989	0.070	2.89

ing techniques. Applied methods that are in accordance with regulations and/or present pertinent results must be presented. It is essential that they are of interest to researchers and professionals in the area.

- **Scientific papers:** contain original material (ideas, models, experiments, etc.) not published elsewhere, which substantially contributes to the scientific development. A relationship between the content and the already published *state of the art* must be established.
- **Review papers:** discuss the *state-of-the-art* of the intended topic. This type of submission must aim for completeness, covering much of the already developed ideas, models, experiments, etc., even if they are in agreement with the author's opinion. It is important that the subject is of interest to the scientific community.

The thematic areas of the event include:

- Acoustic materials;
- Acoustic imaging techniques;
- Aeroacoustics;
- Audio and Electroacoustics;
- Bioacoustics;
- Building Acoustics;
- Environmental Acoustics;
- General Acoustics;
- INAD and IYS 2020+;
- Legislation and Standardization;
- Measurements and Instrumentation in Acoustics and Vibration;
- Musical Acoustics;
- Noise and Vibration in the work environment;
- Noise Control;
- Numerical methods applied to Acoustics and Vibrations;
- Psychoacoustics;
- Room Acoustics;
- Signal Processing;
- Soundscapes;
- Speech and Hearing Acoustics;
- Teaching in Acoustics;
- Ultrasound;
- Underwater Acoustics;

- Vehicle Acoustics;
- Vibroacoustics and Vibration; and
- Virtual Acoustics.

5. ARRANGEMENT OF THE SECTIONS IN THE ARTICLE

The structure of the article should at least contemplate the following items:

- **Introduction:** introduction of the subject, definition of objectives, clarification of relevance;
- **Fundamentals:** especially in scientific articles, the main theoretical foundation required for proper understanding of the remainder of the article must be presented and referenced;
- **Development:** how the work was realized, including theory, materials, and methodological details;
- **Results and discussions:** partial or conclusive, according to the type of work
- **Conclusion or final considerations:** based on the discussion and objectives, arguments or considerations that conclude the study/application must be presented;
- **Acknowledgments:** optional, if pertinent; and
- **References:** list of references that have been cited in the text.

There is no strict necessity to use the names proposed herein for the sections. The arrangement of the sections can be different depending on the type of article. Other post-textual elements, such as appendices, are optional, as long as the total number of pages of the article, including post-textual elements, does not exceed 12 pages.

5.1 Citations and references

A separate section named **References** must be inserted at the end of the document.

Both in the running text and in the reference list, all references should be **enumerated according to the order in which they appear in the text**, using brackets [4]. All references listed must be



cited in the text. Uncited references should not be added to the list of references. The references given in the template [1–9] are only illustrative.

All entries in the list of references must be formatted in 10-pt Times New Roman font, simple spaced, and 6-pt paragraph spacing. This L^AT_EX template uses the natbib package for the arrangement and formatting of the references. Moreover, the use of bibliography database managers such as JabRef, Mendeley and Zotero is recommended. Especially for Word users, Mendeley has a plugin that formats and can insert references in the .docx document.

Depending on the context, the name of the author may or may not be written when citing in the running text, according to the following examples:

- “... Mareze et al. [7] worked in porous materials absorption...”, or
- “... for the study of room acoustics [3], it is recommended the reading of a textbook...”, or
- “... applying the Fourier transform to the input signals [5].”, or even
- “... Fonseca (2013) demonstrated the diffraction calculation for cylindrical surfaces [1].”

All authors appearing in the reference must be cited in the text. For references with up to three authors, for example, Müller & Massarani [6], all authors must be cited (when evoked). In the case of more than three authors, for example, Gomes et al. [4], only the last name of the first author must be cited, followed by “et al.”. Still, when citing more than one reference, make use of just one bracket. Some examples are given as follows:

- “Works in Vibration and Acoustics subjects [1–3].”
- “Works in Acoustics subjects [2, 5–7].”
- “Works with statistical analysis [2, 3, 8].”
- **Avoid this style:** “Works with statistical analysis [2], [3], [9].”

Compacted and ordered references such as [2, 5–7] are recommended.

In the reference section, whenever possible, in-

clude ISBN, ISSN, DOI⁵ (with link) and/or link to the online address where the cited document is available.

6. SUBMISSION AND EVALUATION

After the submitted abstract has been approved, the authors will be invited to elaborate the complete work. Details about registration and full manuscript submission can be found on the website www.fia2022.com.br, or can be obtained with the organizing committee.

It is the author’s responsibility to submit the articles in their final form, as the organizing committee will not proceed with further adjustments. For this reason, authors are requested to verify the article’s formatting with attention, especially graphs and figures, regarding their legitimacy and digital (and print) quality. **The articles should be sent in PDF format (with a maximum file size of 10 Mb).**

PDF metadata is automatically generated for L^AT_EX users. Ms Word users must check during .docx to .pdf conversion.

Studies involving people (or living beings, in general), like in subjective acoustics or physiology, for instance, must inform the ethics committee approval term, if pertinent.

7. TEMPLATES FOR WORD AND L^AT_EX

The L^AT_EX template (.tex) was written in UTF8 encoding and is thus compatible with Windows, Mac, Linux, and Overleaf. It can be freely used to elaborate an article. We recommend L^AT_EX users access the template at Overleaf⁶ and create a copy on which to work. When downloading the template and working offline with a local T_EX distribution, additional packages or fonts might be required and must be downloaded and installed.

The author of the original template and the models is Professor William D’Andrea Fonseca, of the Acoustical Engineering Program (EAC) at the Federal University of Santa Maria (UFSM). The revision was carried out by Professor Stephan Paul (UFSC). The Ms Word version was created

⁵For LaTeX users just provide the information in the “doi” field of the .bib file.

⁶<https://www.overleaf.com/read/hgryywpqmxdx>.

by Felipe Ramos de Mello (EAC/UFSM).

The translation to English was done by Thiago Morphy and Professors Stephan Paul (UFSC) and William D’Andrea Fonseca (UFSM) — proof-reading was carried out by Joseph Lacey. The Spanish version was translated by Diego Martin Tuozzo and revised by William D’Andrea Fonseca.

All templates are available on the [event website](#), [Overleaf](#) (PT-BR, SP and EN), and [GitHub](#)⁷.

8. ACKNOWLEDGMENTS

If appropriate, acknowledgments should be made. In the case of work with financial support, use this section to elucidate details.

In the case of this document, the organization team thanks everyone for their cooperation with the event.

REFERENCES

- [1] William D’A. Fonseca. *Beamforming Considering Acoustic Diffraction over Cylindrical Surfaces (Original: Beamforming considerando difração acústica em superfícies cilíndricas)*. PhD thesis, Federal University of Santa Catarina, Florianópolis, SC, Brazil, 2013. URL <http://www.bu.ufsc.br/teses/PEMC1445-T.pdf>. ISBN 978-8591677405.
- [2] Paulo H. Mareze, Guilherme Copetti, Eric Brandão, William D’A. Fonseca, Fernanda Dresch, and Luciano P. Specht. Modeling the acoustic absorption of porous asphalt layers (Original: *Modelagem da absorção acústica de camadas porosas asfálticas*). In *XXVII Meeting of the Brazilian Society of Acoustics (Sobrac 2017)*, Brasília, DF, Brazil, 2017. URL <https://bit.ly/Modelagem-da-absorcao-acustica-de-camadas-porosas-asfalticas>.
- [3] Eric Brandão. *Room Acoustics: Design and Modeling (Original: Acústica de Salas: Projeto e Modelagem)*. Blucher, São Paulo, SP, Brazil, 1 edition, 2016. ISBN 978-8521210061.
- [4] Márcio H. A. Gomes, Paulo R. O. Bonifacio, Mário O. M. Carvalho, and Hilbeth P. Azikri. Vibro acoustic method for non destructive test of composite sandwich structures. *Applied Mechanics and Materials*, 751:153–158, 2015. ISSN 1662-7482. doi: [10.4028/www.scientific.net/AMM.751.153](https://doi.org/10.4028/www.scientific.net/AMM.751.153).
- [5] Alan Oppenheim, A. Simon Willsky, and S. Hamid Nawab. *Signals and Systems*. Prentice Hall, River, NJ, USA, 2 edition, 1996. ISBN 978-9572181423.
- [6] Swen Müller and Paulo Massarani. Transfer-function measurement with sweeps. *Journal of the Audio Engineering Society*, 49(6):443–471, 2001. ISSN 1549-4950. URL <http://www.aes.org/e-lib/browse.cfm?elib=10189>.
- [7] Paulo H. Mareze, Eric Brandão, William D’A. Fonseca, Olavo M. Silva, and Arcanjo Lenzi. Modeling of acoustic porous material absorber using rigid multiple micro-ducts network: Validation of the proposed model. *Journal of Sound and Vibration*, 443:376 – 396, 2019. ISSN 0022-460X. doi: [10.1016/j.jsv.2018.11.036](https://doi.org/10.1016/j.jsv.2018.11.036).
- [8] Joice Borges, Fernanda Pacheco, Bernardo Tutikian, and Maria Fernanda Oliveira. An experimental study on the use of waste aggregate for acoustic attenuation: EVA and rice husk composites for impact noise reduction. *Construction and Building Materials*, 161:501–508, 2018. ISSN 0950-0618. doi: [10.1016/j.conbuildmat.2017.11.078](https://doi.org/10.1016/j.conbuildmat.2017.11.078).
- [9] João Paulo Ristow, Samuel Pinson, William D’A. Fonseca, and Julio Cordioli. Using the Kirchhoff-Helmholtz Integral to simulate multi-beam sonar data (Original: *Utilização da Integral de Kirchhoff-Helmholtz para simulação de dados de sonar de múltiplos feixes*). *Acústica e Vibrações*, 31(48):5–18, 2016. ISSN 1983-442X. doi: [10.55753/ae.v31e48.98](https://doi.org/10.55753/ae.v31e48.98).

A. APPENDIX EXAMPLE

This is an appendix example. Additional information may be included here.

The \LaTeX template has some additional commands that make writing easier, like, for instance, \mathfrak{F} to symbolize the Fourier Transform. For a better understanding of the commands, consult the `FIA2020.sty` file.

⁷<https://github.com/willdfonseca/fia2020>.